




Xgig[®] 1000 32/128 G FC & 25/50/100 GE Analyzer



The first comprehensive, multiprotocol instrument for all SAN/NAS technologies

Extensive Xgig capabilities and flexibility provide unmatched network visibility to more easily identify and resolve problems, accelerate new product design, and speed time-to-market.

It is the one tool you need for all SAN/NAS technology testing:

- **Largest trace capture buffers** — Capture up to 32 GB per SFP port and up to 128 GB per QSFP port, giving developers enough trace data to resolve even the most elusive problems
- **Performance measurements** — Graphically displays useful performance statistics for every active link
- **Hidden no relevant data** — Preset filter order hides traffic-control primitives to display only data so that developers can focus on specific frames or packets
- **Adjustable payload size** — Reduces trace size to capture extra frame-header information by truncating payloads/frames
- **Drag-and-drop filters** — Simplifies filter setup with predefined protocol templates
- **Exchange view** — Summarizes trace by exchanges
- **Protocol view** — Allows users to focus on a specific protocol layer
- **Customized filters** — Filters template editor lets users create user-defined protocol templates for advanced filtering
- **SCSI Exchange view** — Simplifies trace analysis by collapsing exchanges and associated behavioral information into a single event in the Data Inspector window
- **Protocol tree view** — Displays the tree structure of data when it is mapped to the current protocol
- **Histogram view** — Allows users to focus on small areas of a trace, change the appearance and scale of graphs, and show/hide traces
- **Transmitter Training view** — Fully analyzes and reports timeouts, bugs and cumulated coefficient values during transmitter training
- **Filter/search/hide tool** — Simplifies the display and allows users to access specific events quicker than any tool available

Key Features

32/128 G FC Features

- Analog pass-through and digital retime modes
- Support of copper cables for backplane applications
- Full capture of transmitter training and analysis
- Supports FEC-enabled traffic
- 32 G FC: RS-FEC (Clause 91)

25 GE Features

- Based on 25G Ethernet 50 GE Consortium and IEEE 802.3by
- Support for capture of Auto Negotiation and Link Training
- FEC modes supported
 - No FEC
 - BASE-R FEC (Clause 74)
 - RS-FEC (Clause 91/108)
- All DAC cables supported for 25 GE

50 GE Features

- Based on 25G Ethernet 50G Consortium and IEEE 802.3b
- Support for capture of Auto Negotiation and Link Training
- BASE-R FEC supported
- Lane selector allows lanes to be combined into 50 GE link

100 GE Features

- Based on IEEE 802.3bj specifications
- Support for capture of Auto Negotiation and Link Training
- RS-FEC Supported

Easily Access and Control Testing with Remote Management (Ethernet/USB)

Xgig 1000 can be remotely managed through 10/100/1000 Mbps Ethernet connections. Field engineers and IT administrators can also easily access Xgig 1000 in the field with a USB 2.0 Type B interface, letting the client PC connect directly to the unit to access platform status and update firmware and licenses.

API for Advanced Automation and Easy Integration with Existing Systems

The platform includes an API library (both C/C++ and TCL) and supports all functions. The API lets users script and automate sophisticated functions, empowering users at all levels to run complex tests with a few button clicks. Users become instant experts with the equipment and the protocols. The API integrates seamlessly with in-house and commercial management consoles that can control and manage equipment and directly retrieve test results. This provides the consoles with access to sophisticated SAN metrics and KPIs.




Optimize Resources with Multi-User Sharing

Uniquely flexible, the Xgig lets multiple users control different port pairs on one hardware platform to simultaneously conduct various tests thus increasing equipment efficiency and technician productivity. At any time, as many as 32 users can concurrently access locked ports to view test statuses or data.

Advanced Analysis

Four Xgig test applications offer extensive network visibility to resolve even the most elusive errors and impairments.

- **TraceControl** uses a smart trigger condition set between any two end points to record all traffic (frames and order sets) or a specific event.
- **TraceView** reveals captured traces using the industry-standard trace-viewer format and adds navigation tools for deep-packet investigations.
- **Expert automatic trace analysis** accelerates debugging by displaying an issue summary of network topology and by reporting network performance statistics.

	Xgig1K-3225-4	Xgig1K-3225-8	Xgig1K-3225100-10
			
# of Ports	4 ports of SFP28	8 ports of SFP28	8 ports of SFP28 & 2 ports of QSFP28
Supported Protocols	8/16/32 G FC & 10/25 GE	8/16/32 G FC & 10/25 GE	8/16/32 G FC & 10/25 GE on SFP 28 50GE/100GE/128GRC on QSFP 28
Supported Software Functions	Analyzer & Jammer	Analyzer & Jammer	25 GE & 32 G FC: Analyzer & Jammer 50GE/100GE/128GFC: Analyzer only
Licensing	2/4 port options	2/4/8 port options	2/4/8 port options on SFP28 & 2-port on QSFP28
Trace Buffer Size (GB)	32 GB SFP28 per port	32 GB SFP28 per port	32 GB SFP28 per port 128 GB QSFP28 per port



Contact Us **+1 844 GO VIAVI**
(+1 844 468 4284)

To reach the Viavi office nearest you, visit viavisolutions.com/contacts.

© 2017 Viavi Solutions Inc.
Product specifications and descriptions in this document are subject to change without notice.
xgig.pb.snt.tm.ae
30179791.900.0217