

## Service Information Letter


**Subject:** GPSG-1000 and ALT-8000 determining the installed software version VIAVI P/N – 87715 (GPSG-1000) and 87340 (ALT-8000)

Procedure for determining the installed operating software in a GPSG-1000 or an ALT-8000.

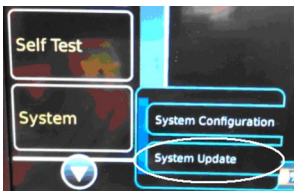
- 1) Press the on/off switch to turn the tester on.



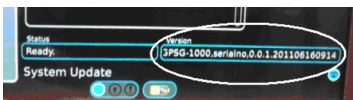
- 2) Allow the tester to complete the boot process. (approximately 3.5 minutes).
- 3) Open the utility menu on the left hand side and scroll down to the SYSTEM menu selection.



- 4) Press the SYSTEM menu item and select the item SYSTEM UPDATE.



- 5) The version of the currently installed software is located in the version window and is formatted as: unit, serial number, installed software version.



Unit will be either GPSG-1000 or ALT-8000 depending on the unit being used.