VIAVI Solutions

T-BERD/MTS-4000 V2 Optical Test Platform

Modular Test Platform designed for the installation, turn-up and maintenance of fiber optic networks

Telecommunication network topologies and technologies are evolving rapidly to respond to increased bandwidth requirements. Installers and service providers must equip technicians with scalable and easy-to-use test tools that addresses a wide range of up-to-date optical test applications quickly and accurately under all field conditions.

The VIAVI T-BERD®/MTS-4000 V2 is the optical test platform engineers, technicians, installers and contractors can rely on, providing:

- An easy-to-use solution with intuitive icon-based graphical user interface (GUI) and multi-touch screen requiring minimal training
- A compact platform with field-replaceable modules covering multiple optical test functions (OTDR, optical power and loss testing, Optical Spectrum Analyzer (OSA), etc.) that enable complete optical network qualification.
- Optimum workflow and operation within the platform or through the cloud with VIAVI TPA (Test Process Automation) and SmartAccess Anywhere

T-BERD/MTS-4000 V2

Key Benefits

- Certify the fiber physical layer of FTTx/PON, access, metro and enterprise networks
- Two field-replaceable modules increase flexibility
- Smarter and faster field testing with tablet user interface
- Advanced cloud support and remote connectivity

Features

- Dual-modular handheld platform
- Large 9-inch high visibility touchscreen with permanent function keys
- Essential tools integrated and supported in the platform (visual fault locator, optical power meter, optical microscope and talkset)
- Flexible connectivity: Ethernet, WiFi, Bluetooth
- Smart Access Anywhere (SAA) for remote control and field tech support
- VIAVI TPA™ (Test Process Automation) enabled — centralized cloud based asset, configuration, test data and workflow management with Job Manager option

Applications

- Fiber optic test, qualification, certification and reporting

Dual Slot Modular Platform for Maximum Scalability and Usability

The T-BERD/MTS-4000 V2 platform is a highly integrated optical test platform with two module slots, a large 9-inch color touchscreen with multi-touch capability, enabling the use of many optical test functions

It supports the range of VIAVI fiber analysis tools including OSA, OTDR, instant bi-directional OTDR event loss analysis "TrueBIDIR" (patented), bidirectional insertion loss/ORL, light source, power meter, and connector inspection.

The dual module slot design delivers an all-in-one optical network test solution with a combination of key optical functions, for example:

- For MPO fiber qualification: integrated OTDR and MPO-based switch test platform
- For CWDM/DWDM network deployment: integrated CWDM/DWDM OTDRs and OSA test platform
- For full CWDM network deployment: full 18 CWDM wavelengths OTDR test platform

Advanced Connectivity, Workflow and Reporting Capabilities

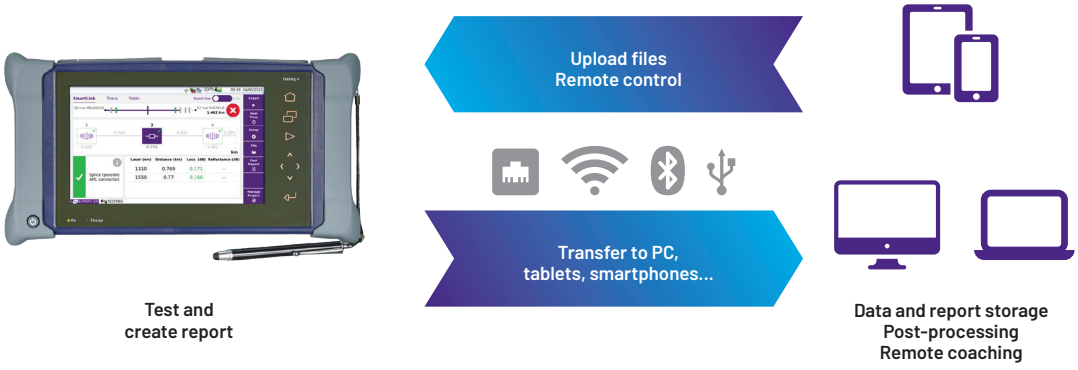

The T-BERD/MTS-4000 V2 supports advanced connectivity via wireline, wireless and the cloud. Test workflow, reporting and asset management is made easier with StrataSync while SmartAccess Anywhere (SAA) enables remote control, from a PC browser or smartphone/tablet app, for launching tests or providing support to techs on site. Instruments and techs can also talk to each other via the optical talkset.

T-BERD/MTS-4000 Dual-slot Modular Platform Overview

1. 9-inch high visibility touchscreen
2. On/off button
3. On indicator
4. Charge indicator
5. Home button
6. Result/Setup/File button
7. Start/Stop
8. Direction keys
9. Validation/Enter key
10. Testing indicator
11. Two slots for field interchangeable modules
12. AC/DC input
13. High-speed Ethernet
14. Headset
15. Two USB 2.0 ports
16. Options (Visual Fault Locator, Power Meter, Talkset, 32Gb extended memory)
17. Battery
18. WiFi/Bluetooth



Specifications (typical at 25°C)

General Description	
Screen	800 x 480 LCD, 9 in (23 cm) capacitive high visibility touchscreen, 7 in (18 cm) display size
Interfaces	2 x USB 2.0 ports, 1 x RJ45 LAN 10/100/1000 Mbit/s port, 1 x 2.5 mm female jack port (headset)
	Built-in WiFi 802.11 b/g/n and Bluetooth 4.2 (optional)
Storage	1 GB standard (20,000 OTDR traces typical)
	32 GB with extended memory (optional)
Battery	Rechargeable Lithium Ion smart battery up to 16 hours of operation[1]
Power supply	AC/DC adapter, Input 100-240 Vac / 50-60 Hz ., Output: 15V / 3.34A max.
Electrical safety	EN/IEC 60950-1 compliant
Size (WxHxD)	Mainframe with 2 modules: 282 x 153 x 93 mm (11.1 x 6 x 3.66 inch)
Weight (battery included)	Mainframe only: 1.6Kg
Operating temperature	-20 to +50°C (-4 to +122°F)[2]
Storage temperature	-20 to +60°C (-4 to +140°F) (without battery)
Humidity (non condensing)	5 to 95%
Built-in Broadband Power Meter Option (InGaAs)[3]	
Tone detection	270 Hz, 330 Hz, 1 kHz, 2 kHz
Power range	-60 to +10 dBm
Measurement accuracy	±0.2 dB[4]
Wavelengths	Calibrated: 850/1310/1490/1550/1625/1650 nm
	Selectable: 800 to 1650 nm in 1 nm step
Display resolution	0.01 dB/0.01 nW
Connector type	2.5 mm Universal Push/Pull (UPP) (1.25 mm UPP adapter optional)
Built-in Visual Fault Locator (VFL) Option	
Wavelength	650 nm ±10 nm
Emission modes	CW, 1 Hz
Laser safety class	Class 2 per IEC 60825-1:2014 and FDA21 CFR Part 1040.10 standards
Connector type	2.5 mm UPP adapter (1.25 mm UPP adapter optional)
Built-in Talkset Option	
Dynamic range	32 dB[5]
Wavelength	1625 nm
Laser safety	Class 1 per IEC 60825-1:2014 and FDA21 CFR Part 1040.10 standards
Connector type	FC/PC

[1] Per Telcordia GR-196-CORE
[2] With all mainframe options: 0 to +40°C (+32 to +104°F)
[3] At 25 °C, after 20-minute warm-up
[4] At -30dB. At calibrated wavelengths (except 1650 nm)
[5] With a FC/PC connector

Ordering Information

Each mainframe comes with a Lithium-Ion battery, an AC/DC adapter/charger (with the country-specific power cord to be specified). If only one optical test module is ordered, the mainframe is equipped with a dummy module on its second slot.

Mainframes and Built-in Options	Part Number
T-BERD/MTS-4000 Platform with High Visibility Touchscreen	ETB4000HVT/EM4000HVT
AC/DC Adapter/Charger	E40PWxxx*
Built-in Power Meter Option	E40PM
Built-in Power Meter and VFL Options	E40PMVFL
Built-in Talkset and Power Meter Options	E40TSPM
Built-in WiFi/Bluetooth	E40WIFIBLU2
Accessories	
Spare Lithium-Ion Battery	ELIION9C
Stylus for Capacitive Touchscreen	EHVTSTYLUS
Screen Cover	E4KSCREENPROTECTOR
Hand Strap	E40HANDSTRAP1
Spare Dummy Module	E40EMPTYMOD
Car Lighter Adapter, Input/Output 12 VDC, 1 m Long	E40LIGHTER
External WiFi/Bluetooth USB Dongle	EWIFIBLUE
32 GB Extended Memory Option	EXTMEM32GB
1.25 mm UPP Adapter for Built-in VFL Option	FFL-050-U12
1.25 mm UPP Adapter for Built-in Power Meter Option	EUPP125PM
Spare 2.5 mm UPP Adapter for Built-in Power Meter Option	FITP-IPP25

Ordering Information continued

Carrying Solutions	
Wrap-around/Glove Soft Case	E40GLOVE2
Backpack/Large Soft Carrying Case	EBACKPACK-CASE1
Hookstrap**	E40HOOKSTRAP1
Shoulder Harness**	EHARNESS
Hardcase for one T-BERD/MTS-4000 Platform and Accessories	EHCASE6
Hardcase for two T-BERD/MTS-4000 Platforms and Accessories	EHCASE4X2

Ordering Information continued

Software Options (Other software options available depending on optical test modules)	
SmartAccess Anywhere - Remote Access and Control from Anywhere	SAA-L2
GPS - Embedded GPS Coordinates into Test Files and Reports	EGPS
Password Protection - To Prevent Resell/Use Of Stolen Units	EPASSWORDPROTECT
Job Manager - To Deploy Test Plan Procedures To Simplify And Automate Tests	EJOBMANAGER

*xxx = AU for Australia, CH for Switzerland, DK for Denmark, E for Europe, IL for Israel, IND for India D, IT for Italy, JP for Japan, MC for Europe and UK, SA for South Africa, UK for UK, US for USA

** Can be attached to the mainframe or to the glove case

Test Process Automation (TPA)

Allows your team to deliver expert-level test results and close projects on the first try, every time. VIAVI TPA is a closed loop test system that optimizes workflows, eliminates manual, error prone work and automates immediate data reporting for job close out, team progress updates and network health analytics. Execute jobs efficiently to ensure high quality network builds, rapid turn-up/activation and enhanced operational visibility.

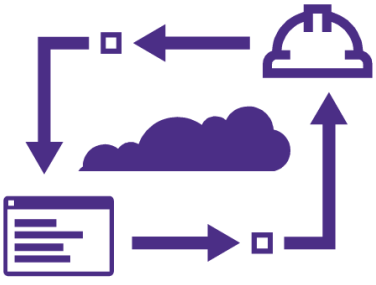

Inspect Before You Connect (IBYC)

Contamination is the number 1 reason for troubleshooting optical networks. Proactive inspection and cleaning of fiber connectors can prevent poor signal performance, equipment damage, and network downtime.

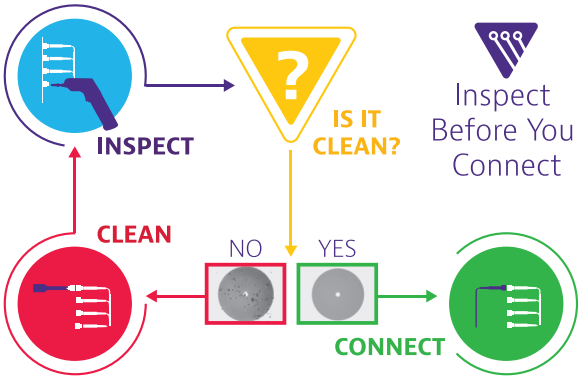

VIAVI Care Support Plans

Increase your productivity for up to 5 years with optional VIAVI Care Support Plans:

- Maximize your time with on-demand training, priority technical application support and rapid service.
- Maintain your equipment for peak performance at a low, predictable cost.

Plan availability depends on product and region. Not all plans are available for each product or in every region. To find out which VIAVI Care Support Plan options are available for this product in your region, contact your local representative or visit: viavisolutions.com/viavicareplan

Features

*5-year plans only

Plan	Objective	Technical Assistance	Factory Repair	Priority Service	Self-paced Training	5 Year Battery and Bag Coverage	Factory Calibration	Accessory Coverage	Express Loaner
BronzeCare	Technician Efficiency	Premium	✓	✓	✓				
SilverCare	Maintenance & Measurement Accuracy	Premium	✓	✓	✓	✓*	✓		
MaxCare	High Availability	Premium	✓	✓	✓	✓*	✓	✓	✓

Contact Us: +1 844 GO VIAVI | (+1 844 468 4284). To reach the VIAVI office nearest you, visit viavisolutions.com/contact

© 2026 VIAVI Solutions Inc. Product specifications and descriptions in this document are subject to change without notice. Patented as described at viavisolutions.com/patents

tbmts4000opt-ds-tfs-nse-ae
30186348 910 1026

viavisolutions.com