



# Flow Analysis

Observer Analyzer integrates NetFlow and sFlow technologies



## Complete Integration of Flow Technology

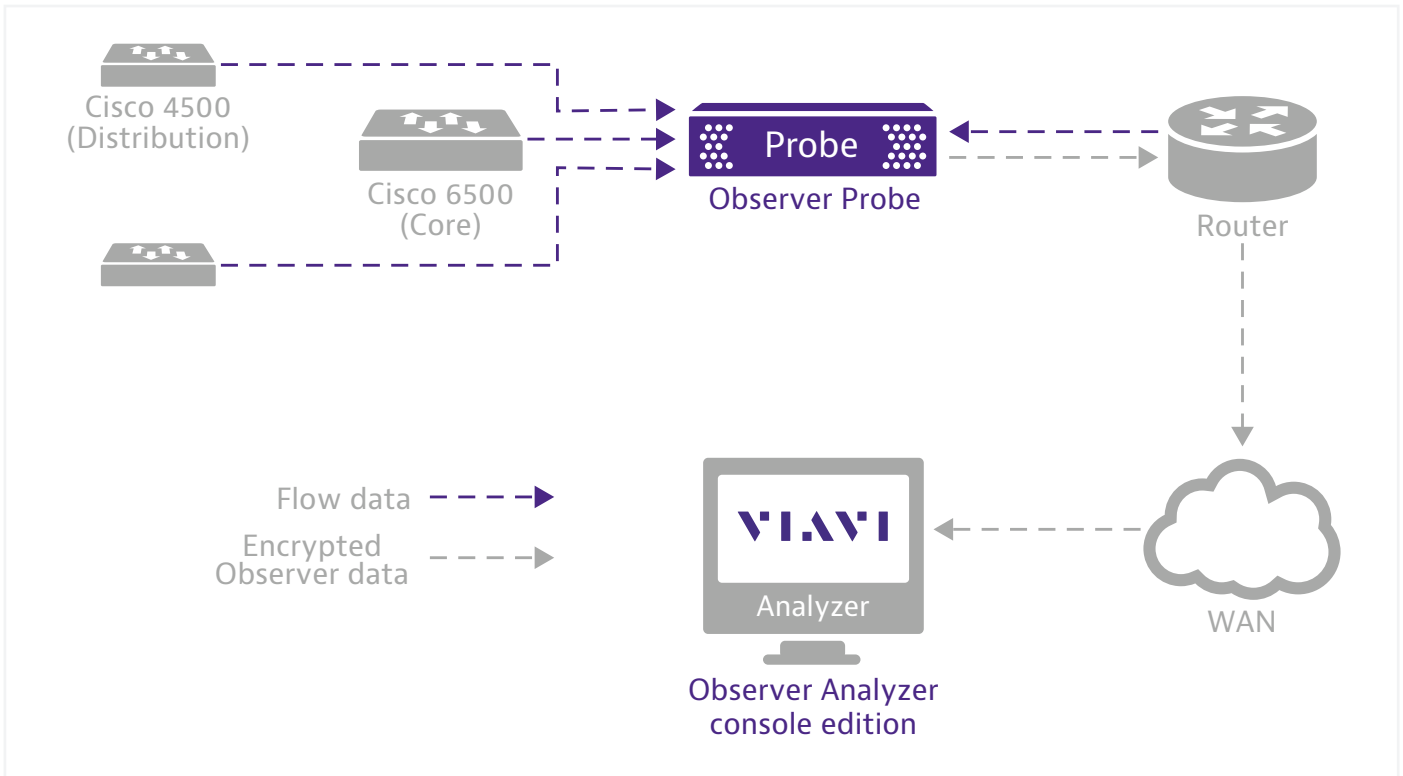
The growing size and complexity of networks make it increasingly challenging for network professionals to maintain visibility into enterprise communication. However, monitoring that communication is still important. This is why the Observer® Performance Management Platform has integrated NetFlow and sFlow® analysis.

Now, with the Expert Analysis feature of Observer Analyzer, you can collect and analyze NetFlow and sFlow data from designated switches and routers throughout the network. This functionality provides your Observer Probes with a wider range of visibility across network segments. NetFlow and sFlow offers basic insight into communication, allowing network professionals to detect abnormal activity. Analyzer can then drill down for deeper analysis and problem resolution.

### **Integrating NetFlow/sFlow with Analyzer Allows Network Professionals to:**

- Collect data on user activity
- Extend Analyzer Probe visibility
- Obtain long-term flow trending reports
- Consolidate and encrypt data collected by flow technology
- Set triggers and alarms for user or application activity

## Collect and Analyze Flow-Based Data with Analyzer

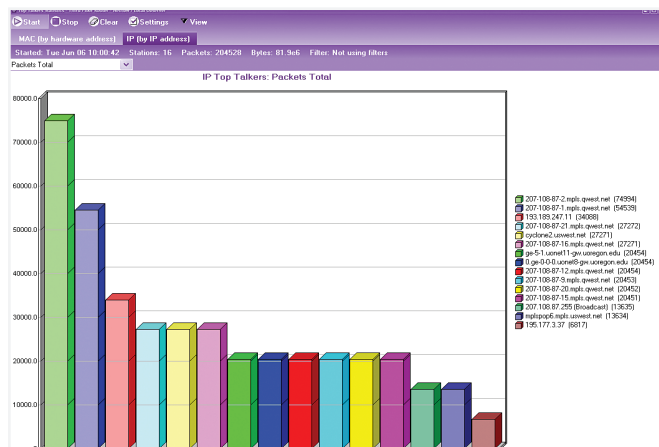


“Tracking NetFlow through Observer Analyzer offers many benefits. NetFlow data reveals abnormal activity on the network and then I can drill down on that particular activity with Analyzer. Although NetFlow shows diagnostic data, I need Analyzer to resolve the issue particularly at the application level. As a result, with Analyzer I can collect and also act upon NetFlow data already running across our networks.”

- Stephen Joseph  
LEK Securities

## Gain Flow Intelligence with Analyzer Technology

Any Observer Advanced Expert Probe can be configured to collect Flows from various devices on a particular site and send that information to a centralized Analyzer console. The console then displays flow data, providing:



NetFlow-Based Top Talkers

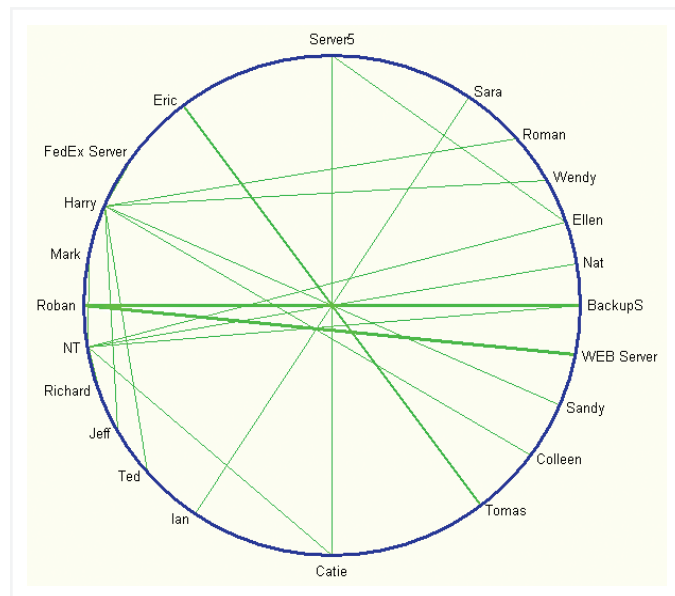
### Real-Time Statistics

- Top talkers — identify which devices or end users are creating the most activity
- Pairs Observer Matrix™ — determine which users/devices are communicating
- Bandwidth usage — be aware of current bandwidth utilization levels
- VLAN analysis — monitor traffic running over each VLAN
- Application awareness — identify active applications on the network, and corresponding ToS
- Triggers and alarms — receive alerts immediately on abnormal activity

### Long-Term Trending

- Network trending — collect and store data Flows over an extended period of time
- Internet trending — view and analyze Internet traffic over time
- Comparison analysis reports — identify trends and abnormal activity
- Report scheduler — automate report delivery to designated users

## Integration Advantages



### Maximum Visibility

To gain visibility into routed traffic across every port, utilize both Analyzer and flow technologies for maximum, economical, and scalable visibility.

### Problem Resolution

Flow technology first detects abnormal activity while Analyzer then helps you resolve the issue. For example, NetFlow can show that a station is consuming excessive bandwidth but Analyzer can drill down and explain why.

### Added Security

Probes automatically consolidate and encrypt traffic before sending it to the console. This improves security and reduces bandwidth consumption.

### Application Analysis

Flows can identify which applications are active on the network and provide usage statistics. Analyzer can then drill down and analyze application performance.



Contact Us **+1 844 GO VIIVI**  
(+1 844 468 4284)

To reach the Viavi office nearest you,  
visit [viavisolutions.com/contacts](http://viavisolutions.com/contacts).

© 2015 Viavi Solutions, Inc.  
Product specifications and descriptions in this document are subject to change without notice.  
flowanalysis-br-ec-ae  
30176192 901 0615