

Brochure

VIAVI

Fusion JMEP smart SFP

Gigabit Ethernet transceivers for test, turn up, and performance monitoring

The VIAVI JMEP smart SFP is a third-generation, one Gigabit Ethernet smart SFP transceiver that reduces the need for additional network instrumentation. Third-generation, or JMEP3, transceivers seamlessly deploy inline into existing network devices. They provide network operators and service providers with remote points of testability that enable performance-assured service delivery and increase the value of existing network infrastructure.

JMEP3 devices provide additional test and monitoring features at the remote end. They can also simulate multiple simultaneous loads on the network through Y.1564 traffic generation, and micro-burst monitoring for throughput as a function of time-of-day with resolution to 1 msec.



Benefits

- Simple to use, easy to deploy in existing network SFP ports
- Turns network ports into service-assurance tools, enabling Ethernet operation, administration, and maintenance (OAM) for any 1 Gigabit Ethernet network
- Simplifies test and troubleshooting procedures to reduce equipment upgrades, truck rolls, and mean time to repair (MTTR)
- Compatible with the VIAVI T-BERD®/MTS test portfolio and the award-winning Fusion EtherASSURE™ centralized test solutions
- Monitors across mobile-backhaul networks without additional instrumentation

Features

- Fully compatible with RFC 2544 and Y.1564 test methodologies
- Activates test loopbacks (L2/L3)
- Monitors inline performance using Y.1731/TWAMP-Light (RFC 5357)
- Measures throughput, availability, frame loss, frame delay, and frame delay variation
- Enables OAM 802.1ag for fault isolation

Applications

- Service activation and assurance for Ethernet mobile backhaul for 3G, 4G, LTE, and small cells
- Ethernet business-services SLA verification and assurance
- Synchronous Ethernet (SyncE) end points

Micro-Burst Detection

A key feature of the JMEP3 is Micro-Burst detection. In TCP networks, there is the potential for intense bursts of traffic for short periods (e.g. oversubscription of multiple ports on a router). These can cause retransmits/resets/packet loss, all of which can have a dramatic effect on application performance e.g. poor VoLTE voice quality.

Regular “synthetic” testing whilst powerful in most aspects, can’t detect these bursts, so it’s necessary to detect them in the live streams at either Port, EVC or IP Flow level.

Regular traffic counters e.g. in routers, may indicate a normal level of utilization, but it’s averaged over a longer sampling period. To detect Micro-Bursts traffic must be monitored with millisecond accuracy to observe spikes that regular counters miss.

VIAVI has been detecting Micro-Bursts for several years in deployed T1 networks, with technology we have developed & refined in our JMEP3.

Carrier Ethernet QoS Enabler

JMEP transceivers enable more efficient testing and troubleshooting by leveraging RFC 2544 and Y.1564 as well as Y.1731 and RFC 5357 methodologies to support end-to-end performance monitoring in multiservice/multi-class-of-service environments. It measures KPIs such as network delay, jitter, and packet loss to guarantee that SLAs are met. The probe also supports key service operations and maintenance capabilities, letting service providers easily verify service continuity and isolate faults.

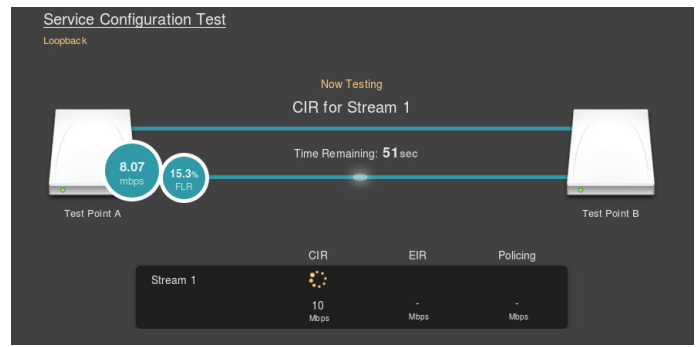
Supporting industry standards, JMEP transceivers are based on decades of VIAVI optical technology and communications test and measurement expertise.

JMEP transceivers are a key enabler of the Transport Assurance platform. EtherASSURE provides a more efficient test and troubleshooting process by leveraging RFC 2544 and Y.1564 methodologies and one-button automated testing with centralized performance reporting. It also supports Y.1731/TWAMP-Light (RFC 5357) functionality on multiple services concurrently. The VIAVI Small Cell Assurance Solution also leverages JMEP to deliver unmatched capabilities that help mobile service providers overcome the rollout and assurance challenges associated with small-cell deployments.

Service Configuration Results						
Stream 1 (512 bytes)						
Service	L2 Mbps (IR)	Frame Loss	FTD	Frame Counts		
CIR	7.95Mbps	20.3%	Avg: 486.41956ms	Tx: 145,856	Rx: 116,920	Lost: 29,627
			Min: 11.26029ms			OOS: 4,227
			Max: 535.8819ms			
RAMP_25	3.06Mbps	0%	Avg: 23.126215ms	Tx: 44,416	Rx: 45,316	Lost: 0
			Min: 6.28387ms			OOS: 1,713
			Max: 60.44806ms			
RAMP_50	5.1Mbps	0%	Avg: 23.184186ms	Tx: 73,792	Rx: 75,257	Lost: 0
			Min: 6.46168ms			OOS: 2,875
			Max: 44.47861ms			
RAMP_75	8.0Mbps	0.379173%	Avg: 375.0428ms	Tx: 117,888	Rx: 118,854	Lost: 447
			Min: 11.46385ms			OOS: 4,412
			Max: 535.1868ms			

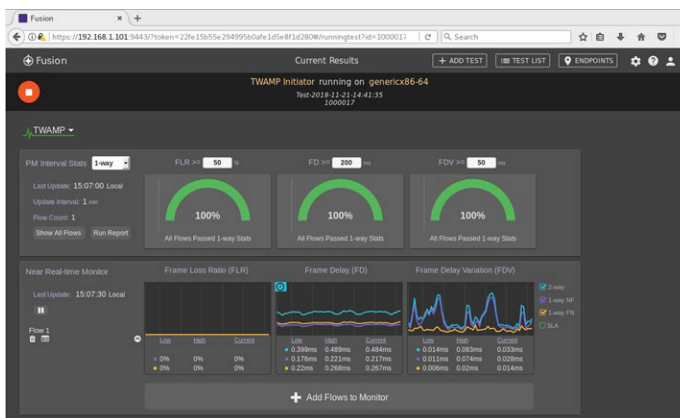
Performance Monitoring Features

- Inline performance monitoring
- Standards-based connectivity fault management (802.1ag) and performance monitoring (Y.1731, RFC 5357)
- Up-and-down maintenance end point (MEP) configuration
- Support for Y.1731 reflector and initiator modes on up to 10 Ethernet virtual connections (EVCs)
- Performance monitoring on up to 10 services
- Supports a TWAMP-Light reflector (RFC 5357) on multiple services/QoS concurrently
- Throughput, frame loss, frame delay, and frame delay variation measurements

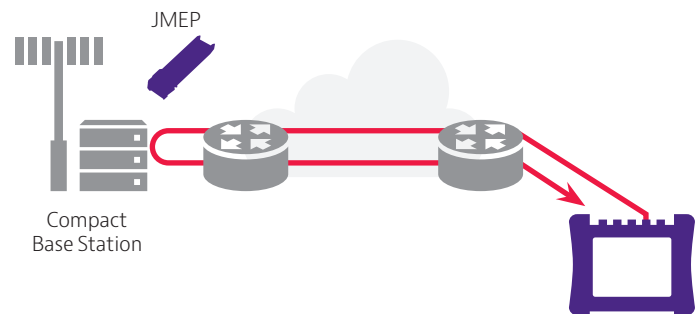


JMEP Service Activation Test Features

- Activates Layer 2 and Layer 3 loopbacks on any port
- Supports per-port or per-EVC loopbacks
- Interworks with QT-600-10, TBERD/MTS 5800, MAP-2100, NSC-100 Companion, vTA, and vPMA
- Complies with RFC 2544 and Y.1564 test methodologies; provides additional capabilities beyond the standard



Automated Turn-up Testing



JMEP hot-pluggable transceivers drop in to standards-compliant SFP ports and provide a high-speed serial links at up to 1.25 Gbps signaling rates. They are compatible with the INF-8074i (small form factor pluggable transceiver) standard. An embedded engine performs Ethernet operations, administration, and maintenance (OAM) functions based on industry standards (802.1ag and Y.1731) including test turn-up automation, enhanced CPE demarcation, and performance monitoring.

The block diagram in Figure 1 depicts JMEP architecture. Each direction has a unique MAC address. The network can address commands directly to the MAC for test and turn-up after which the probe can continue to operate with its own MAC or can assume the MAC address of the device to which it is connected, for example an eNodeB. With full MAC and PCS layer implementation, the JMEP performs rate adaptation as defined by IEEE802.3.

Optical JMEP transceivers consist of an optical assembly housing the transmitter and receiver and an electrical sub-assembly. All are packaged together with a top metal cover and bottom shield. The optical sub-assembly consists of a high-performance transmitter equipped with a laser drive and a Fabry-Perot laser while the receiver has an InGaAs PIN and a preamplifier.

All JMEP transceivers support standard digital diagnostic monitoring interfaces using a two-wire serial ID interface as defined in SFP MSA specification SFF-8472. Users can monitor transceiver parameters including temperature, voltage, laser bias current, laser power, and receiver power. Alarms and warnings are provided when monitored parameters exceed predefined threshold values. JMEP transceivers also include a loss-of-signal-detect circuit, which provides a TTL logic high output when it detects an unusable input optical signal level.

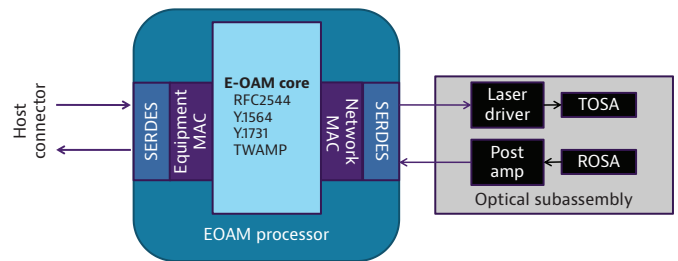


Figure 1. Optical JMEP simplified block diagram

Part Description	Catalog #
LX 10km Duplex (1310nm)	JMEP01LXA11
LE 20km Duplex (1310nm)	JMEP01LEA11
EX 40km Duplex (1310nm)	JMEP01EXA11
ZX 80km Duplex (1550nm)	JMEP01ZXA11
LX 10km BiDi Uplink (1310nm TX / 1490nm RX)	JMEP01B1U11
LX 10km BiDi Downlink (1490nm TX / 1310nm RX)	JMEP01B1D11
LE 20km BiDi Uplink (1310nm TX / 1490nm RX)	JMEP01B2U11
LE 20km BiDi Downlink (1490nm TX / 1310nm RX)	JMEP01B2D11
EX 40km BiDi Uplink (1310nm TX / 1490nm RX)	JMEP01B4U11
EX 40km BiDi Downlink (1490nm TX / 1310nm RX)	JMEP01B4D11
ZX 80km BiDi Uplink (1590nm TX / 1490nm RX)	JMEP01B8U11
ZX 80km BiDi Downlink (1490nm TX / 1590nm RX)	JMEP01B8D11