



Smart Link Mapper OTDR Applications

Turn any technician into an OTDR expert!



Smart Link Mapper (SLM) applications let any technician use an OTDR to optimize fiber networks for enduring performance!

Five applications for T-BERD®/MTS OTDR platforms are available:

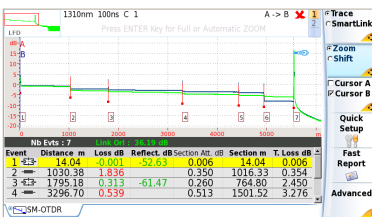
- SLM displays OTDR results in a simple, icon-based map view (SmartLink), providing a clear diagnostic of detected issues
- Enterprise-SLM adds labeling schemes, project management and MPO testing
- FTTA-SLM adds a fiber-to-the-antenna user interface and a specific algorithm for OTDR measurements in cell tower/rooftop environments
- FTTH-SLM adds a fiber-to-the-home interface and a specific algorithm for measurements through PON splitters
- CABLE-SLM provides a high-level view when commissioning optical fiber cables

Benefits

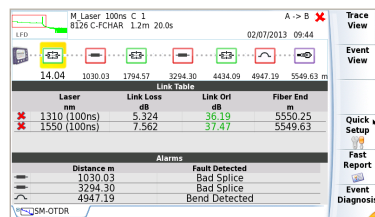
- Makes OTDR result interpretation quick and easy
- Immediately provides a clear diagnostic when a bad link element is detected
- Speeds testing time and improves reliability
- Reduces truck rolls, re-testing, and cable waste

Key Features

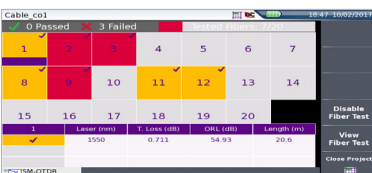
- Directly correlates SLM view results and OTDR traces
- Automatic pass/fail analysis
- Compatible with multimode and single-mode OTDR modules
- Available for all recent SmartOTDR, T-BERD/MTS-2000, -4000, -6000A platforms



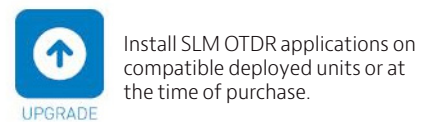
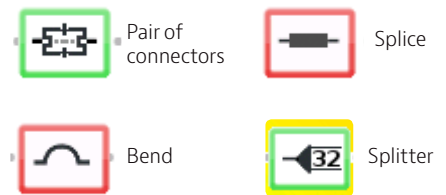
OTDR Trace view



SLM view



Cable view



Enterprise & Data Centers

- Self-setting OTDR with pre-defined SmartConfig™ – SmartConfig includes pre-set acquisition parameters and label format
- Cable label format per the TIA-606 standards
- Pass/fail alarm criteria per the TIA/ IEC standards TIA.568.3, ISO/IEC 11801, ISO/IEC 14673-3
- Project management capability to easily control and document all the tested fiber
- Management of an optical switch to test MPO cable

FTTA, C-RAN & DAS

- Tailored OTDR application for Cell Tower, Rooftops, Distributed Antenna Systems (DAS) and Cloud Radio Access Networks (C-RAN)
- Customized setup menus with FTTA parameters and terminology
- Automatic selection of best acquisition parameters
- OTDR signal analysis based on FTTA applications
- Smart algorithm to automatically detect and identify the network elements

FTTH

- Dedicated FTTH setup menus
- Full discover mode: auto-detection and identification of PON splitter types
- OptiPulses: auto measurement using numerous acquisition parameters to detect all events before, between, and after the splitter(s)
- Pre-set pass/fail thresholds per ITU-T/IEEE PON standards
- Direct correlation between SmartLink view and the OTDR traces

Cable Commissioning

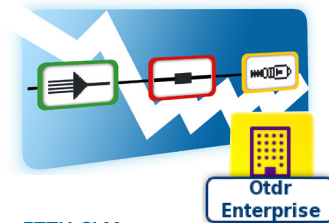
- Optimized workflow, from testing against expected procedures to direct reporting
- Project view to easily control and document all the tested fibers
- Provide automation and consistency in managing an entire cable's commissioning
- Handle list of labels or cable routes
- Allow controlling an optical switch to test MPO cable

Ordering Information

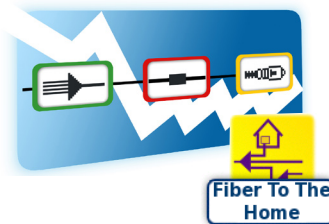
Application	Part Number
SLM	ESMARTLINK-xK
SLM upgrade	ESMARTLINKxKUPG
FTTH-SLM	ESMARTFTTH-xK
FTTH-SLM upgrade	ESMARTFTTHxKUPG
FTTA-SLM	ESMARTFTTA-xK
FTTA-SLM upgrade	ESMARTFTTAxKUPG
CABLE-SLM	ESMARTCABLE-xK
CABLE-SLM upgrade	ESMARTCABLExKUPG
Enterprise-SLM	ENTERPRISE-xK
Enterprise-SLM upgrade	ENTERPRISExKUPG

In the part numbers, x=2 for T-BERD/MTS-2000; x=4 for T-BERD/MTS-4000; x=6 for T-BERD/MTS-6000 (with s/n >10,000)/-6000A; for SmartOTDR xK=100

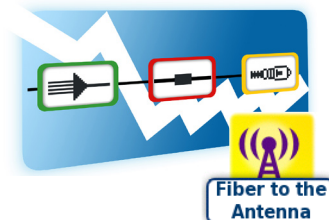
Enterprise-SLM



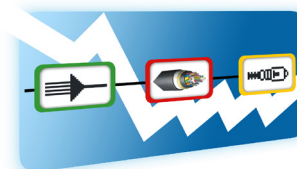
FTTH-SLM



FTTA-SLM



CABLE-SLM



Contact Us **+1 844 GO VIAVI**
(+1 844 468 4284)

To reach the Viavi office nearest you,
visit viavisolutions.com/contacts.

© 2017 Viavi Solutions Inc.
Product specifications and descriptions in this document are subject to change without notice.
slmotdr-ps-fop-nse-ae
30175777 901 0217